



ATICS®

Compact. Reliable. Cost-effective.




Protecting people - reducing costs

The safety in group 2 medical locations such as operating theatres and intensive care units is of vital importance for patients and staff. Therefore, the electrical system must function at any time, even in the event of voltage faults. The compact ATICS® automatic transfer switching and monitoring device combines maximum safety with smart additional functions and pays for itself within a short period of time.

Proven and unique

As a specialist for innovative solutions in the area of electrical safety, we have developed the ATICS® automatic transfer switching and monitoring device. This device operates with a resilient changeover shaft and smart control electronics. Its compact design clearly stands out from other conventional solutions and thereby offers distinct advantages to consultants, electricians, hospital operators as well as staff and patients.



CS-2-80A-ISO
matiches Umschalgerät /
atic Transfer Switching Device
IEC 6100-710 / IEC 60364-7-710
1508, SIL 2
onale Sicherheit / functional safety
No. / Serial-no. 1612509850
No. / Art.-no. 892097203

500Hz 17A for 30ms
Um 240V 50/60 Hz
in 96A AC-23A
-1 Um 240V 50/60 Hz Class PC
in 96A AC-32A / AC-33B
-2-710 / IEC 60364-7-710 in 93A
ower circuit 2.5kV (control circuit)
a prospective SCPD: fuse 100A gG

R	RK	2X	2Z	NVY	UVY
MC	MC	MC	1A	1B	1X

ATICS® core advantages:

Versatile compact solution

Numerous standard functions and additional options are supported within this compact all-in-one device.

Uncompromising safety

The unique operating principle with an innovative changeover shaft separates safely and offers maximum functional reliability.

Low follow-up costs

Thanks to easy installation and reduced maintenance and service costs, the system pays off within a short period of time.



Maximum performance – minimum space requirements

The ATICS® automatic transfer switching and monitoring device is a highly compact all-in-one solution. It replaces traditional multi-component systems with

Compact system solution

The ATICS® all-in-one device is currently the most compact solution on the market. All components are integrated in one enclosure and are optimally matched. This reduces the connection effort and the probability of errors. In addition, it offers clear advantages in terms of maintenance and service.

Changeover function

ATICS® is a patented changeover solution with mechanical and electrical interlocking as well as weld-free switching contacts.

Integrated load switch

The load switch integrated in the automatic transfer switching and monitoring device reduces the connection effort and minimises possible sources of error.

high space requirements and installation effort. At the same time, it offers more standard functions and additional expansion options.

Short-circuit monitoring

The system continues to operate properly and prevents contact welding, even in the event of a short circuit. The patented short-circuit detection enables fast changeover in the event of a power failure on the incoming supply, and when a short circuit occurs, it implements a predetermined changeover delay so that the fuses can trip.

Voltage monitoring


Voltage monitoring at both inputs and at the output provides maximum safety.

Insulation measurement (internal)

Thanks to the internal insulation measurement, no external components or additional cabling are needed. At the same time, the design remains highly compact.

Insulation fault location

Thanks to the integrated locating current injector, the optionally available insulation fault location system can be connected easily.





IT - System



Easy operation -
uncompromising safety



The top priority in group 2 medical locations is the safety of patients and staff. The ATICS® automatic transfer switching and monitoring device carries out comprehensive self tests and actively signals voltage faults. The normative requirement of a changeover time < 0.5 seconds is fulfilled.

Proven safety

ATICS® has been developed in close cooperation with TÜV Süddeutschland (Technical Inspection Authority, Southern Germany) and is equipped with a special load switch element. ATICS® has been tested more than 10,000 times and meets or exceeds all common national and international standards and regulations, among these:

- DIN VDE 0100-710
- IEC 60364-7-710
- Functional safety in accordance with IEC 61508 (SIL 2)

Single-fault tolerance

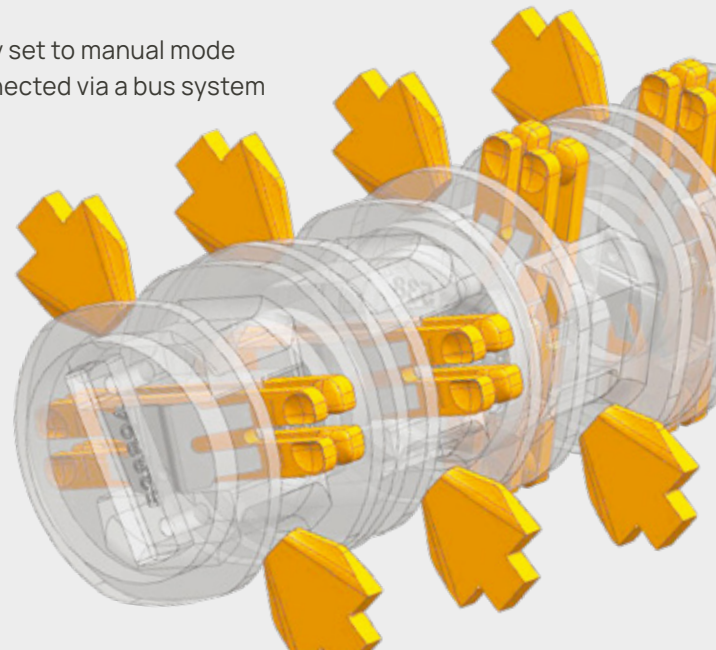
ATICS® reliably fulfils the requirements of single-fault tolerance in accordance with the applicable hospital standard. This means that, also in case of a single internal fault, a reliable voltage supply for the operating theatre is guaranteed.


Safe separation


To achieve maximum safety, ATICS® carries out the changeover via a central shaft. This prevents incorrect switching, avoids random changeovers and safely separates the incoming supplies according to the requirements of the relevant standards.

Manual operation

In case of an emergency, ATICS® can be easily and safely set to manual mode and then switched manually. The signalling devices connected via a bus system inform automatically about this.





 **BENDER**
ATICS-BP

I+II


ON |
NORMAL

|| C
BYPAS

-12Q1



Easy Installation - low service costs



Thanks to the smart all-in-one device design, ATICS® reduces the installation, maintenance and service effort and cost significantly. This minimises downtimes and improves the return on investment.

Reduced installation costs

Fewer connections and interfaces translate into a faster, safer and more cost-effective installation. Of course, this also applies to the rare case that an ATICS® device has to be replaced.

Reduced downtimes

ATICS® operates with extreme reliability. Users can carry out the mandatory annual tests easily and without interrupting the power supply of the operating theatre by using the optional bypass module. This saves time and money and reduces the risks during inspection work.

Reduced damage

The smart monitoring system helps to prevent expensive damage to other system components.

Insulation faults are immediately signalled. The optional EDS insulation fault locator can be used to quickly detect the fault source and allocate it to the corresponding load. This technology is already standard in many hospitals.

Drawing on experience -
offering system solutions

 BENDER
ATICS®

1

2

ALARM

COM

INFO

TEST

RESET

MENU

N





Bender is one of the world's leading providers of electrical safety in hospitals. In addition to the ATICS® automatic transfer switching and monitoring device, we offer a range of components which are optimally designed to complement it.

ATICS BP bypass switch

The bypass switch permits performing maintenance and service work as well as the mandatory annual functional test during ongoing operation.

IT system

The standard-compliant, medical IT system is the heart of the power supply of group 2 medical locations and protects patients, staff and the equipment.

Insulation fault locator EDS151

The compact EDS151 insulation fault locator enables automated localisation of insulation faults in medical IT systems.

Additional system components


Depending on requirements, additional components can be integrated and connected to design an optimally coordinated system.

- Residual current monitoring systems
- Measuring instruments
- Isolated power panels
- Isolating transformers
- Alarm indicator and test combinations
- Alarm indicator and operator panels

Our service range

We offer competent and comprehensive support to our customers in terms of planning, realisation and operation of their group 2 medical location.

Contact us! We shall be happy to advise you.



Bender GmbH & Co. KG

Londorfer Straße 65
35305 Grünberg
Germany

Tel.: +49 6401 807-0
info@bender.de
www.bender.de

Photos: Adobe Stock (© alfa27, © auremar),
Merivaara, as well as Bender archives.

2239en / 09.2023 / © Bender GmbH & Co. KG,
Germany – Subject to change! The specified
standards take into account the version valid
at the time of printing.

